

DATASHEET

EXCMA910

Explosion proof camera housing

- Anticorodal aluminium ATEX housing for hazardous areas
- Certifications EX d for use in Zone 1 and 2, Group IIC (gas) and Ex tb Zone 21 e 22 (dust)
- Weatherproof rating IP66/67/68
- The housing is supplied with two threaded holes for metric cable glands M25 (3/4" NPT on request)
- Possibility to wall or ceiling mounting by apposite brackets
- Easy installation and maintenance



Explosion proof housing made of Anticorodal aluminium

The **EXCMA910** is a cylindrical explosion proof housing, made of Anticorodal aluminium with anodic treatment, that ensures an high corrosion resistance and makes the housing particularly indicated for installations in marine, industrial and chemical environments, where there is a potentially explosive atmosphere.

The housing is supplied with two holes with metric thread M25 or 3/4"NPT (the latter is available on request). The housing can be equipped with a full range of solutions: sealing ring for unarmoured cable, sealing ring for steel wire armoured (SWA) cable, barrier gland for unarmoured cable and barrier gland for steel wire armoured (SWA) cable.

DATASHEET

TECNICAL DATA

GENERAL

- body in aluminium Anticorodal
- anodic oxidation treatment for excellent resistance to extreme environments
- stainless steel bolts and screws
- wide range of accessories
- supplied with instruction manual
- according to RoHS compliance

ELECTRICAL

- heater: 230V-110V, 24V, 12V
consumption max. 80W
t on +15°C t off +22°C (+/- 3°C)
- max power consumption of devices installed inside of the housing (camera/lens): 20W max.
- max power delivered by internal power supply (if present) available for camera/lens: 12W max.

ACCESSORIES

- AL910/A** power supply 230/12Vdc 1,3A
- AL910/B** power supply 230/24Vac 500mA
- AL910/C** power supply 230/12Vdc 2,1A
- AL910/D** power supply 230/24Vdc 1,1A
- AL910/E** power supply 24Vdc/12Vdc 15W
- RD910/A** strengthened heater 110/240Vac
- RD910/B** strengthened heater 24/12Vac-dc
- TP910** anti-tamper switch set
- VI910** built-in blower set
- TC910** stainless steel sunshield
- ST910** stainless steel wall bracket and joint
- PMTC** cable glands set composed by no.2x M25 cable glands for for unarmoured cable.
- PNPT** cable glands set composed by no.2x 3/4"NPT cable glands for for unarmoured cable.
- TPM25** M25 cap for closing the rear hole

RELATED PRODUCTS

- SP/C** stainless steel AISI 316L pole adaptor
- SA/C** stainless steel AISI 316L corner adaptor
- STS910** ceiling adaptor (available only with ST910 wall bracket)
- PT910** parapet bracket with joint

CERTIFICATIONS

ATEX



II 2G Ex db IIC T6 Gb Ta-40°C to +60°C
II 2D Ex tb IIIC T85°C Db Ta-40°C to +60°C



II 2G Ex db IIC T5 Gb Ta-40°C to +75°C
II 2D Ex tb IIIC T100°C Db Ta-40°C to +75°C

IECEx



Ex db IIC T6 Gb Ta-40°C to +60°C
Ex tb IIIC T85°C Db Ta-40°C to +60°C



Ex db IIC T5 Gb Ta-40°C to +75°C
Ex tb IIIC T100°C Db Ta-40°C to +75°C

MECHANICAL

- usable internal space: see following page
- glass window Ø 85mm
- weatherproof rating: IP66/67/68
- indoor/outdoor installations
- operating temperature with heater: from -20°C to +60°C or from -40°C to +60°C (strengthened heater)
- weight
406 version: 10,5 Kg.
506 version: 12,0 Kg.

REFERENCE NORMS:

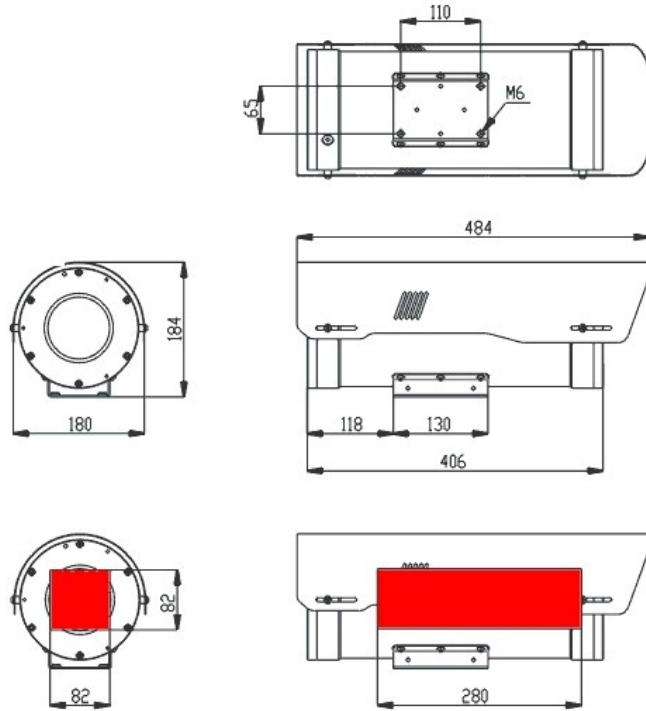
- **ATEX DIRECTIVE 2014/34/EU** of the European Parliament and of the Council of 26 February 2014 on the harmonisation of the laws of the Member States relating to equipment and protective systems intended for use in potentially explosive atmospheres
- **EN 60079-0:2012 / IEC 60079-0:2011 + IS1:2013** : Explosive atmospheres - Part 0: Equipment - General requirements + A11:2013 **EN / IEC 60079-1:2014** : Explosive atmospheres - Part 1: Equipment protection by flameproof enclosures 'd'
- **EN / IEC 60079-31:2014** : Explosive atmospheres - Part 31: Equipment dust ignition protection by enclosure 't'

model	unit weight (Kg.)	package dimensions (cm.) WxHxL	gross weight (Kg.)
EXCMA910	406 version: 10,5 (tot.) 506 version: 12,0 (tot.)	30,0 x 30,0 x 60,0	406 version: 10,9 (tot.) 506 version: 12,4 (tot.)

DATASHEET

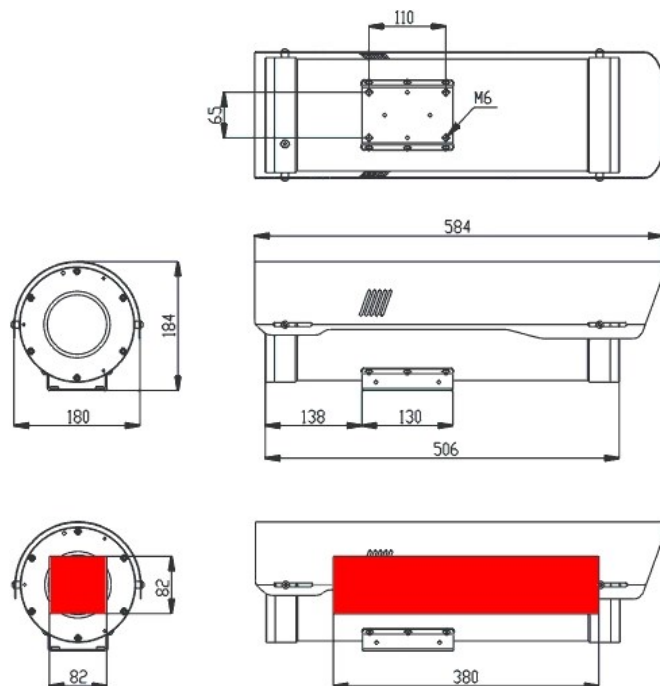
TECHNICAL DRAWINGS

Model 406



**MAXIMUM DIMENSIONS OF THE
CAMERA + OPTICAL LENS
(THAT CAN BE INSTALLED)**

Model 506

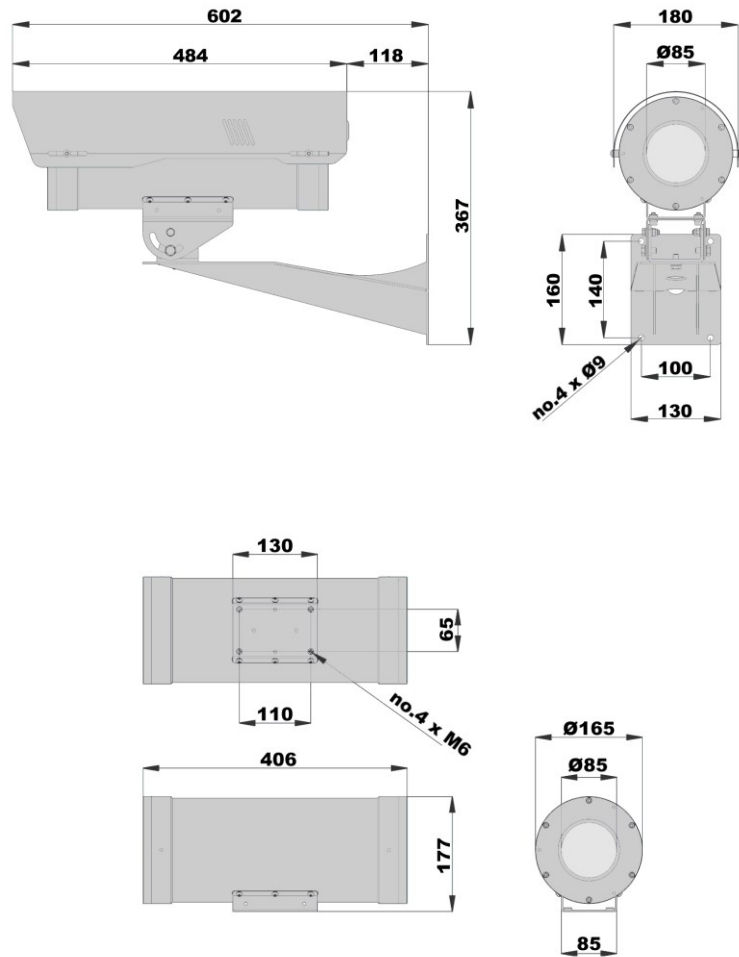


**MAXIMUM DIMENSIONS OF THE
CAMERA + OPTICAL LENS
(THAT CAN BE INSTALLED)**

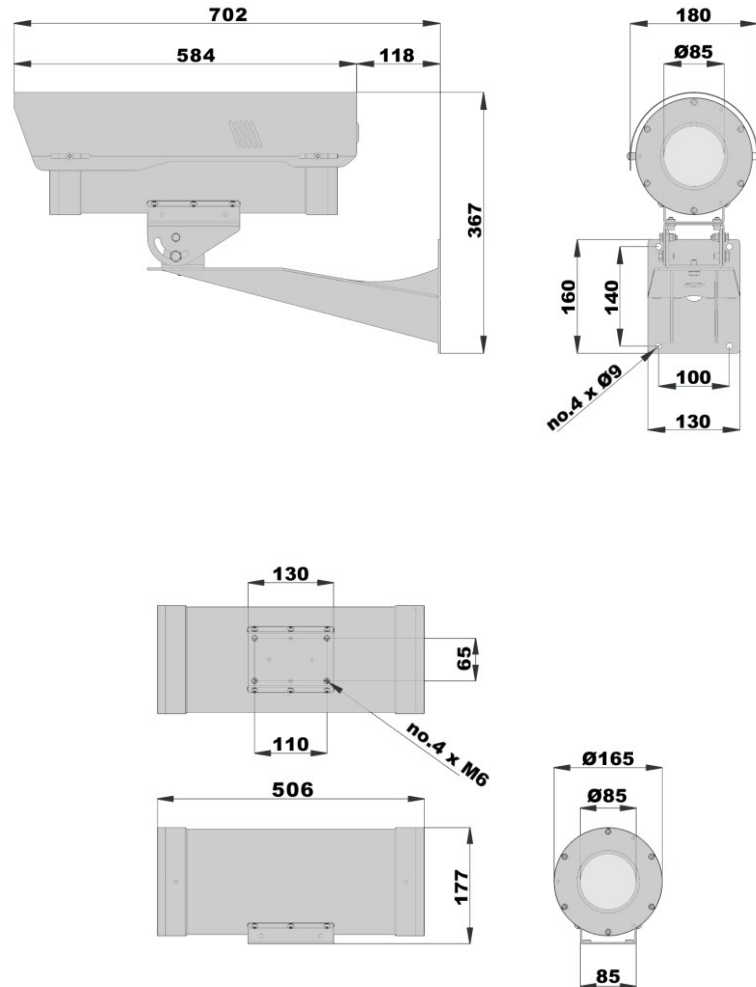
the values are in millimeters

DATASHEET

Model 406



Model 506



the values are in millimeters